


LIBRARY & CLASSROOM PROMOTION IDEAS



BOOK IN A JAR

- Shred a weeded copy of a popular book.
- Put shreds in a clear glass jar.
- Have students guess the author and book.
- Correct guessers have name put in drawing for a featured author's book.



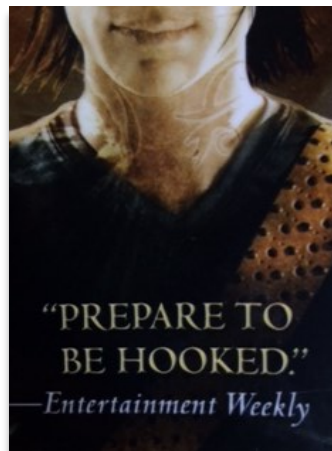
INSTAHOOK

- Take pictures of a portion of the book by a festival author each day that week along with a quote from the book. (examples below)
- Post to Instagram or some sort of social media.
- The students try to guess the author that will be featured at the festival by the end of the week. (Select a new author each week.)
- Students who guess correctly can enter their names for a chance to win a book by that author.

Day 1- “That fellow there,” James announced. “The green one?” Magnus inquired.



Day 2- “I trust that Jace has his reasons for-” “For what? For wanting to die?”



BOOK COVER JIGSAW

- Print 8x10 pics of book covers of featured authors on white cardstock
- Cut pics into jigsaw pieces
- Give 1 puzzle to a group
- Students put puzzle together
- Students in group to finish first get their names in drawing for a book
- Do this a few times - switching puzzles & adding names to drawing pool
- Draw winner of book

AUTHOR SCAVENGER HUNT

- On the announcements every week, read a short clue. See some examples below.
*** (Edit clues as authors and dates have changed.)
- Students have a week to guess which author the clue is talking about.
- When the student has guessed the clue correctly, they will then go to the library on their off period, lunch, before/after school to search for the author's selection.
- In the selection, there will be a Golden Ticket in one of the books.
- Students will turn in the Golden Ticket to the librarian for a chance to win a book by that author.

And now for the North Texas Teen Book Festival scavenger hunt:

Feb. 3rd, 2015

**He started writing children's books,
And something you will never guess.
Editing the Babysitters Club,
Brought him much success.**

**Cheerleaders riding Harleys?
Is how his quirky stories can be.
Novels about love, being possessed,
And *Invisibility*.**

Who is this author that will be at the North Texas Teen Book Festival on March 7th? Remember to visit the library in between classes or at lunch to find this author's book in the library. Happy hunting!

And now for the North Texas Teen Book Festival scavenger hunt

Feb. 6th, 2015

The answer for Tuesday was David Levithan. Congratulations to _____ for finding the Golden Ticket. Here is today's author clues:

**This female author gives us an adrenaline rush,
With her numerous books on spies.
She loves to write in her pajamas,
And that is not a lie.**

**Characters like Kat and Cammie,
Will always follow the clues.
And her new series called *Embassy Row*,
Will certainly make us amused!**

Who is this author that will be at the North Texas Teen Book Festival on March 7th? Remember to visit the library in between classes or at lunch to find this author's book in the library. Happy hunting!

MYSTERY READERS

- Invite principal, educators, support staff, and/or parents to read an excerpt of a book by featured author.
- This could be done in language arts class, during a library visit, over daily announcements, during lunch, etc.
- Students will guess the excerpt by that featured author.
- Students who guess correctly will be entered for a chance to win a book by that author.

BOOK COVER CONTEST

- Students design a NEW COVER for a book of a featured author.
- Judges (ELAR teachers, librarian, principal, etc.) choose the top 3 covers...or host a school-wide voting via Google Forms.
- Winners receive a book by a featured author.

PROJECT RUNWAY

- Tear pages from weeded books
- Provide pages and packing tape to groups
- Groups will fashion 1 outfit using book pages and tape only
- After ____ min, the models will walk the runway
- Judges choose the winning team
- Each member of winning group gets a book by a featured NTTBF author (or draw 1 name from winning group if short on books)




WHO AM I ?

- Prepare a display (on windows, bulletin board, wall) similar to the one pictured below.

NUMBER EACH BOOK.

- In “book,” list a few facts about one NTTBF author.
- Provide a name bank for students.
- Students write a guess for each numbered book.
- For each correct guess, student’s name goes in drawing for a book by a featured author.



SHELF MARKERS

- Make shelf markers to highlight featured authors (similar to the pic below)
- Use the NTTBF logo on the shelf markers. The logo can be found at:

www.northtexasteenbookfestival.com/media-kit/



**all promotional ideas compiled by Coppell ISD educators